

(No Model.)

A. McKEVIT.
SEPARABLE BUTTON.

No. 272,968.

Patented Feb. 27, 1883.

Fig. 1.

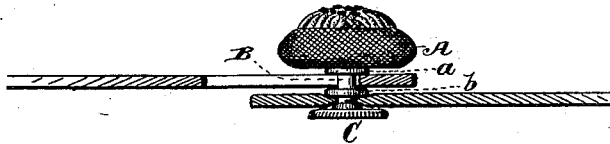


Fig. 2.

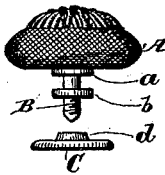


Fig. 3.

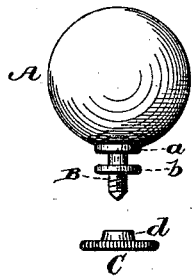


Fig. 4.

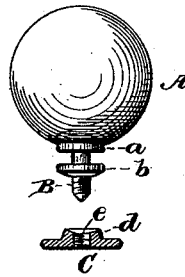
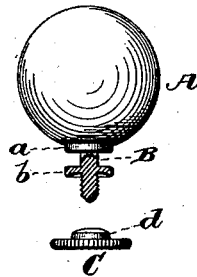


Fig. 5.



Witnesses.

Robert Everett.

J. A. Rutherford.

Inventor.

Anna McKevit.

By James L. Norris.
Atty.

UNITED STATES PATENT OFFICE.

ANNA McKEVIT, OF CHICAGO, ILLINOIS.

SEPARABLE BUTTON.

SPECIFICATION forming part of Letters Patent No. 272,968, dated February 27, 1883.

Application filed January 20, 1883. (No model.)

To all whom it may concern:

Be it known that I, ANNA McKEVIT, a citizen of the United States, residing at Chicago, in the county of Cook and State of Illinois, have invented new and useful Improvements in Separable Buttons, of which the following is a specification.

This invention is designed as an improvement upon the invention patented by me January 2, 1883, No. 269,870, also as an improvement upon the invention shown in an application for Letters Patent filed by me in the United States Patent Office, November 13, 1882, the object of the present invention being to lessen the cost of production and produce a strong and durable separable button, and one in which the least number of detachable parts is employed.

The invention consists in the peculiar construction of parts constituting the separable button, the button portion carrying a permanent shank having a centrally-located collar, the extremity of the shank beyond the collar being screw-threaded, with the portion intermediate of the collar and the back of the button, or the fixed collar on the shank next to the back of the button, plain-surfaced, the under button or nut having a screw-threaded opening for connecting with the shank.

Referring to the drawings forming part of this specification, Figure 1 is a view showing the button in side elevation, the fabric to which it is attached and the flap buttoned over being in section. Fig. 2 is a side elevation, showing the button with the nut or under button detached. Fig. 3 is a side elevation, showing the separable fastening applied to a button of different form. Figs. 4 and 5 are views, partly in elevation and partly in section, showing modifications in construction.

A in said drawings indicates the button, which may be of any desired pattern or form and of any suitable material. To the under surface of this button is firmly and permanently attached a shank, B, which may be provided with a collar, *a*, lying against the button, although this latter feature is by no means indispensable, and may be omitted, if desired. About midway of the length of the shank B, I form a collar or flange, *b*, and the extremity of the shank below this collar is screw-threaded, as shown in the drawings.

C is an under button, consisting of a disk which may be plane-surfaced upon its lower face. Upon the opposite surface it is provided with a central boss, *d*, through which is cut a perforation, *e*, passing through both the said boss and the under button, and having a female thread formed therein, adapted to engage with the threaded extremity of the shank B.

The end of the boss *d* may be plane-surfaced, as shown in Figs. 2 and 3, or it may be concaved, as shown in Fig. 4, to engage with or fit against the convex under face of the collar or flange *b* upon the shank B; or the end of the boss may be beveled off or made convex, as illustrated in Fig. 5, in which case a corresponding concavity is given to the under face of the collar *b*, as shown in section in the upper portion of said Fig. 5.

That portion of the shank B against which the edges of the button-hole bears, and which lies between the collar or flange *b* and the button A, or between said flange and the collar *a*, which lies against the button, is plane-surfaced, of equal diameter throughout, and should be reduced to a size corresponding with that of the threaded extremity of the shank, or thereabout.

The threaded extremity of the shank *b* may be turned off to a point to allow of its being forced through the fabric to which the button is to be attached.

The manner of applying the button to the cloth is shown in Fig. 1. The under button or nut, C, being removed, the threaded extremity of the shank B is forced through the fabric, or through a perforation previously formed therein, until the collar or flange *b* lies against the outer surface of said fabric. The under button or nut, C, is then applied to the threaded extremity of said shank, the latter being caused to enter the threaded perforation in the boss *d* until the thread engages with the thread upon the shank. The under button is then turned up until the fabric is tightly grasped between said boss and the under face of the collar *b*, whereby the button is securely fastened in place.

Having thus described my invention, what I claim is—

1. The combination, in a separable button, of the button portion carrying a permanent shank having a centrally-located collar, the

extremity of the shank beyond the collar being screw-threaded, with the portion intermediate of the centrally-located collar and the back of the button, or the collar adjacent thereto, plane-surfaced, the under button or nut having a screw-threaded opening for connecting with the shank, substantially as described.

2. The combination, in a separable button, of the button portion carrying a permanent shank having a centrally-located collar, the extremity of the shank beyond the collar being screw-threaded, with the portion intermediate of the collar and the back of the button,

or the collar adjacent thereto, plane-surfaced, the button or nut having a screw-threaded opening for connecting with the shank, said collar having a concave or convex seat adapted to the seat on said under button or nut, substantially as described.

In testimony whereof I have hereunto set my hand in the presence of two subscribing witnesses.

ANNA McKEVIT.

Witnesses:

JAMES L. NORRIS,
GEORGE W. REA.