


*G. A. Meacham.*  
*Button.*

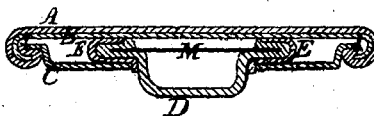
*No. 34895.*

*Patented April 8. 1862.*

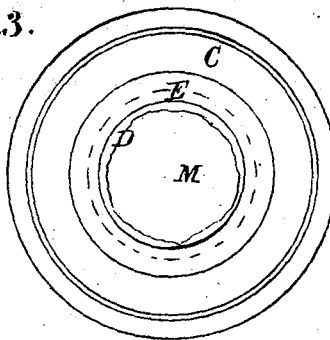
*Fig. 1.*



*Fig. 2.*



*Fig. 3.*



Witnesses,

*Thomas J. Stetson.*

*Chas. W. Smith.*

Signature,

*G. A. Meacham.*

# UNITED STATES PATENT OFFICE.

GEORGE A. MEACHAM, OF NEW YORK, N. Y.

## IMPROVEMENT IN BUTTON-FASTENERS.

Specification forming part of Letters Patent No. 34,895, dated April 8, 1862.

*To all whom it may concern:*

Be it known that I, GEORGE A. MEACHAM, of the city, county, and State of New York, have invented a certain new and useful Construction of Eyes for Buttons; and I do hereby declare that the following is a full, clear, and exact description thereof, which has been prepared with a view to the obtaining of Letters Patent therefor, reference being had to the accompanying drawings, forming a part of this specification, in which the parts to which tints are applied involve the only novelty or novelties.

Figures 1 and 2 are cross-sections of buttons differently constructed in that feature to which my invention relates, but similarly constructed in all other features. Fig. 3 is a front view of the parts to which my invention relates, represented as exposed to view by the removal of the face or front portion of the button.

All the figures are on a scale about four times as large as the buttons which I have successfully constructed in this manner, and similar letters of reference denote like parts in all the figures.

My invention is applicable to all or nearly all of that large class of buttons in which flexible or cloth eyes are used, and its effect is to connect the cloth to the body of the button more strongly and uniformly than the ordinary means.

In my invention the cloth which is to form the eye is attached not directly to the body of the button, but to metallic parts, which parts are subsequently embraced within the body of the button. Such general principle of construction is shown in my patent dated the 2d day of July, 1861. In my said patent, dated July 2, 1861, the eye is left free to revolve within the body of the button, and obvious advantages accrue from such freedom of revolution; but an eye separately constructed may be embraced tightly within the body of the button, so that it cannot revolve, and in such a construction of button, equally as in my button described in said patent, my present improvement may be applied with good effect and so as to obtain all the advantages of this my present invention.

My invention lies in the means whereby the cloth is secured to the metallic parts of

the eye. Fig. 1 represents the means formerly known, and Figs. 2 and 3 represent my present invention.

A represents the cloth front of the button, B the metallic plate over which it is stretched, and C the back-plate of the button. All these pertain to what I designate the "body" of the button.

D is the cloth portion of the eye. E is the metal part, which is confined within the body of the button in such manner as to revolve therein or not, as may be preferred.

In the drawings my button is represented in Fig. 2 as embracing the part E too tightly between B and C to allow of its ready revolution; but by increasing the space between B and C it may be set free and made to act as described in my patent of 1861, aforesaid. My present invention is entirely independent of such revolution or freedom to revolve.

M is a circular plate introduced within D and E previous to the bending inward of the edges of E, and standing in such relation to those parts that the cloth D is bent around the edges of M in the manner represented. The edge or lip of E is pressed down by suitable means upon D and M so as very tightly to confine it, and by reason of the fact that the cloth D is doubled or bent over the edge of M, in addition to its compression by E, it is so firmly held that no force can separate the cloth from the other parts except by the destruction of one or more of the parts. The function of the part M is performed by the edge thereof alone. The central portions of M are of no effect except in stiffening the edge. If the edge is made sufficiently stiff, the center of M may be removed, or rather the circular plate may be replaced by an open ring.

It is not essential to my invention that the eye be circular, although such form appears, for some reasons, most convenient.

The part E may, if desired, be made square or in any other polygonal form and its edge or edges bent over upon D and M, which may be of a corresponding form.

The production of eyes in the form and having the cloth held in the manner shown will be easy to those familiar with the art of button-making. Its novel feature is produced by laying the disk or ring represented

by M upon the cloth D before the latter is by the action of suitable dies folded or bent over inward and compressed by the edge of E. It is evident that the presence of M, assuming the pressure applied to force down the edge of E to be equal, very greatly contributes to the firm union of the parts. In practice it is found that a gentle pressure upon E is sufficient to hold the cloth when folded across the edge of M in this manner.

Having now fully described my invention,

what I claim as new, and desire to secure by Letters Patent, is—

The attachment of the flexible material D to the rigid portion of the eye by holding it compressed across the edge of a part M, or its equivalent, substantially in the manner herein set forth.

GEO. A. MEACHAM.

Witnesses:

THOMAS D. STETSON,  
CHAS. W. SMITH.