

O. D. WOODBURY.

Buttons.

No. 155,565.

Patented Sept. 29, 1874.

Fig. 1.



Fig. 2.

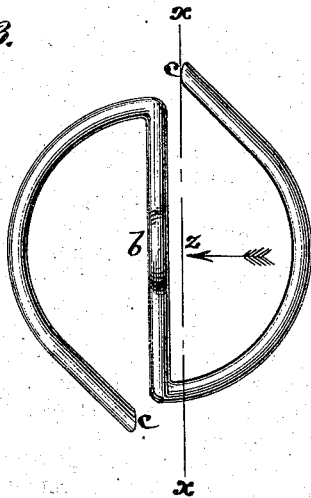


Fig. 3.



Fig. 5.

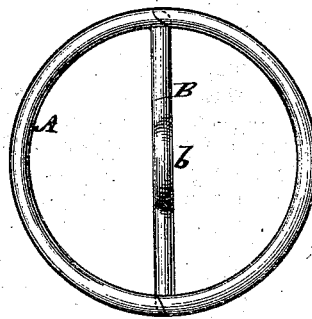


Fig. 4.

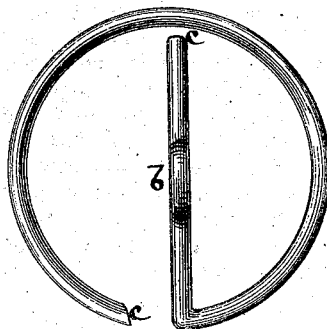
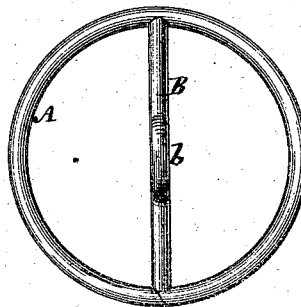


Fig. 6.



Witnesses.

John Becker.
Fred Wymuz

O. D. Woodbury
by his Attorneys
Brown & Allen

UNITED STATES PATENT OFFICE.

OSCAR D. WOODBURY, OF NEW YORK, N. Y.

IMPROVEMENT IN BUTTONS.

Specification forming part of Letters Patent No. 155,565, dated September 29, 1874; application filed November 12, 1873.

To all whom it may concern:

Be it known that I, OSCAR D. WOODBURY, of the city, county, and State of New York, have invented an Improvement in Buttons, of which the following is a specification:

This invention relates to buttons made from wire; and consists in a novel construction of a wire button, with its ring or band and cross-bar all in one piece, and with its cross-bar bent to form a shank or loop, the same being made by suitably bending and closing a straight or single piece of wire, and constituting a cheap and strong button. Such button may be made automatically by a machine constructed to cut off the wire into the required lengths, and afterward to bend and close the cut pieces as required, or the wire may be fed into the machine in pieces of the necessary length, and be chamfered or grooved at their ends to secure a good fit of the ends of the pieces of wire when bent and closed to make the buttons.

Figure 1 represents, on an enlarged scale, a straight piece of wire suitable for making my improved button. Fig. 2 is a face view of the button in the course of its construction, before closing the ends of the wire; Fig. 3, a transverse section on the line *x x*, looking in direction of the arrow *z*; and Fig. 4, a face view of a modified construction of the button before closing the ends of the wire. Fig. 5 is a face view of the complete button made in accordance with the modification shown in Fig. 2. Fig. 6 is a similar view of the complete button constructed in accordance with the modification illustrated in Fig. 4.

Similar letters of reference indicate corresponding parts.

Referring, in the first instance, to Figs. 1, 2, 3, and 5, I take a straight piece of wire, as

shown in Fig. 1, and bend its two end portions, as represented in Fig. 2, to form the ring or band, leaving the intermediate portion straight to form the cross-bar, but with a crook, *b*, in it to constitute the shank or loop, and afterward close the bent ends of the wire against the opposite ends of the cross-bar, as represented in Fig. 5, in which A is the ring or band, and B the cross-bar of the button. It is preferred to chamfer or groove the ends of the wire to make a close or snug fit when closed, as indicated at *c*.

In Figs. 4 and 6 the greater portion of the wire is represented as bent to form the ring or band, and the remainder of it left straight to form the cross-bar of the button, with the crook *b* in said bar to constitute the shank or loop. In this latter modification the one end of the band closes against the cross-bar and the exposed end of the latter against the inside of the band; but the button is substantially the same as in the former modification, the ring or band and looped cross-bar all being in one piece, and the only difference being in the bending of the ring or band all from one end, or from both ends.

Such improved button may either be used plain or covered, as desired.

What I claim as my invention is—

As a new article of manufacture, a button made from a single rod of metal, bent into shape to form the ring A, cross-bar B, and crook *b*, and having its free ends fashioned and permanently united at different points on the rod, in the manner herein shown and described.

OSCAR D. WOODBURY.

Witnesses:

MICHAEL RYAN,
FRED. HAYNES.