

(No Model.)

J. E. DOWNEY, L. A. WILLEMIN & G. F. GLAUNER.

BUTTON.

No. 263,393.

Patented Aug. 29, 1882.

Fig. 1.

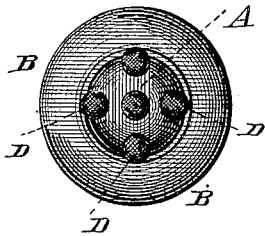


Fig. 2.

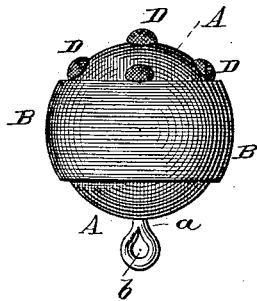


Fig. 3.

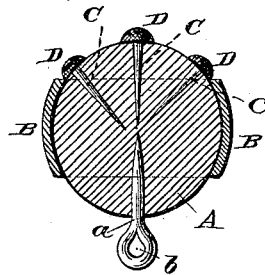


Fig. 4.

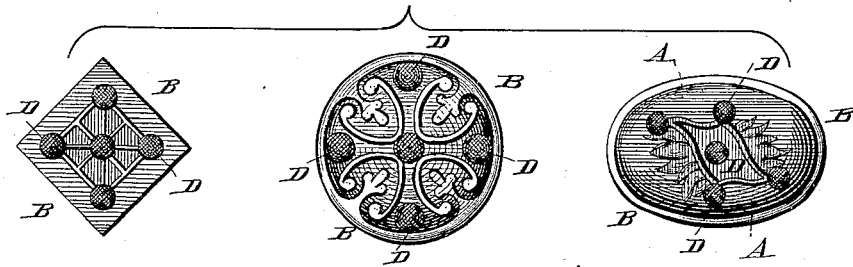
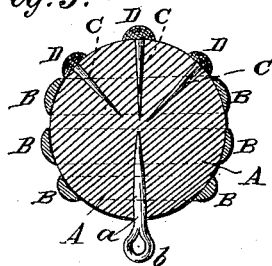


Fig. 5.



Witnesses:

*P. C. Dietrich*

*E. P. Hough*

Inventors:

*Louis A. Willemmin  
James E. Downey  
G. Franklin Glauner*

*by* *Chas. Cook*  
Attorney.

# UNITED STATES PATENT OFFICE.

JAMES E. DOWNEY, LOUIS A. WILLEMIN, AND G. FRANKLIN GLAUNER, OF  
PROVIDENCE, RHODE ISLAND.

## BUTTON.

SPECIFICATION forming part of Letters Patent No. 263,393, dated August 29, 1882.

Application filed June 24, 1882. (No model.)

To all whom it may concern:

Be it known that we, LOUIS A. WILLEMIN, a citizen of France, and JAMES E. DOWNEY and G. FRANKLIN GLAUNER, citizens of the United States of America, residing at Providence, in the county of Providence and State of Rhode Island, have invented certain new and useful Improvements in Buttons, of which the following is a specification, reference being had therein to the accompanying drawings.

This invention consists in certain improvements in the construction of buttons, as will be hereinafter described and claimed, whereby buttons of the various shapes used on wearing-apparel can be readily produced in a variety of ornamental and attractive designs.

In the drawings, Figure 1 represents a top plan view of a ball-button constructed according to our improvements. Fig. 2 is a side elevation, and Fig. 3 is a vertical section, of the same. Fig. 4 represents buttons of various other shapes, constructed according to our improvements. Fig. 5 represents a vertical section of a button having several bands or strips of metal thereon.

The body A of the button is constructed of some suitable wood turned or otherwise formed into the shape desired, be it of ball, half-ball, or three-quarter-ball shape, or of flat, convex, concave, or other desired shape. Around the circumference or rim or face of this core or body A, or at any desired distance apart thereon, we attach, by any well-known means, a band or strip or strips or separate pieces of any desired metal, B, according to taste or the prevailing fashion—such, for instance, as silver, brass, tin, gold, &c.—either colored, plain, frosted, crystallized, chased, engraved, or otherwise ornamented. This strip or band B, or any number of the same, may be so applied as to cover the wooden core or body A to any desired extent, be it one-half, one-third, two-thirds, or more or less of the body. The wooden core or body A may be left in its natural state or colored,

as desired, to represent metal or other material. 45

C C represent pins which are inserted in the wooden body or core in single number or in quantity at any desired distance apart. The heads D of these pins may be of steel, or of any other desired metal or material. In the drawings they are shown as formed with facets thereon; but any other design, shape, or configuration may be imparted thereto, as desired. 50

*a* represents the shank, and *b* the eyelet-holes through which the thread is passed for the purpose of attaching the buttons to the fabric or material. 55

By constructing buttons in accordance with our invention numerous designs can be formed by a proper arrangement of the metal strips or bands B and the pins C upon the wooden core or body A, which will render such buttons very attractive and marketable. They can be produced very cheaply and the prevailing style of color readily followed in their manufacture. 60

Having thus described our invention, what we claim is—

1. A button having a wooden core or body, A, one or more strips or bands of metal, B, attached thereto, and an attaching-shank, eyelets, or other suitable fastening device, substantially as set forth. 70

2. A button having a core or body, A, of wood, one or more strips or bands of metal, B, a metallic pin or pins, C, secured to said wooden core or body, and a shank or other suitable attaching device, substantially as and for the purpose set forth. 75

In testimony whereof we affix our signatures in presence of two witnesses. 80

JAMES E. DOWNEY.  
LOUIS ACHILLE WILLEMIN.  
G. FRANKLIN GLAUNER.

Witnesses:  
GEORGE J. WEST,  
JOHN J. WEST.