

(No Model.)

E. H. ROYCE, F. W. ALLEN & M. H. FULLER.

BUTTON.

No. 262,480.

Patented Aug. 8, 1882.

Fig. 1.

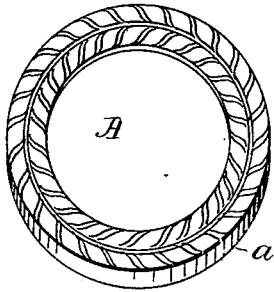


Fig. 2.

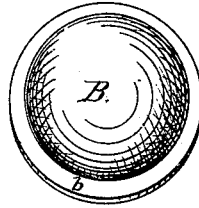


Fig. 3.

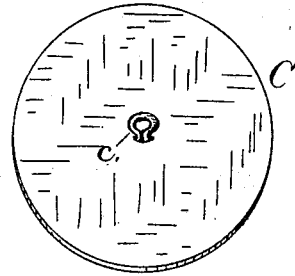


Fig. 4.

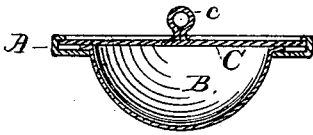
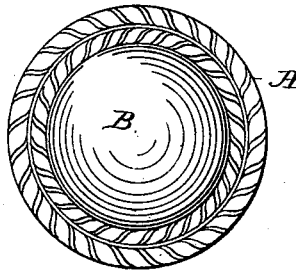


Fig. 5.



Fig. 6.



WITNESSES

J. C. Brecht
John Tyler

INVENTORS

Edward H. Royce
Fred^W Allen
Myron H. Fuller

By *Wm. C. L. Lintine* Attorney

UNITED STATES PATENT OFFICE.

EDWARD H. ROYCE, FREDERICK W. ALLEN, AND MYRON H. FULLER, OF
PROVIDENCE, RHODE ISLAND.

BUTTON.

SPECIFICATION forming part of Letters Patent No. 262,480, dated August 8, 1882.

Application filed June 21, 1882. (No model.)

To all whom it may concern :

Be it known that we, EDWARD H. ROYCE, FREDERICK W. ALLEN, and MYRON H. FULLER, citizens of the United States, residing at Providence, county of Providence, Rhode Island, have invented new and useful Improvements in Buttons, of which the following is a specification.

Our invention relates to certain new and useful improvements in the construction of ordinary metallic dress-buttons.

It has for its object to produce a novel effect by economic features of construction; and with this end in view our invention consists of a metallic button composed of a center made of white-metal, a rim or border of another and contrasting metal, and a shank-plate or disk, all secured together, as will be hereinafter set forth.

Referring to the accompanying drawings, Figure 1 represents a perspective view of the rim portion of the button; Fig. 2, a similar view of central portion; Fig. 3, a similar view of shank-plate or disk; Fig. 4, a central cross-section of the complete button; Fig. 5, a top view of the same with the central portion ornamented in the manner described in Letters Patent granted to us on the 4th day of April, 1882; and Fig. 6, a similar view of a plain center button.

Similar letters indicate like parts in the several figures.

A represents the outer rim or border of the button, which may be made of brass or other metal, and ornamented by pressure between dies or in any other manner. This rim or border is formed with a wall or edge, *a*, adapted to be turned over, as will be presently explained.

B is the central portion of the button, composed of white-metal, which may be coated and

ornamented so as to produce contrast with the rim portion A. This central portion, B, may be of ordinary disk form; or it may be dome shape, and formed with a slight rim, *b*, as seen at Fig. 2.

C is a shank-plate or disk, to which is secured in any suitable manner a shank or eye, *c*. The plate C is of proper diameter to fit within the annular wall *a* of the rim or border A, the central portion of the button B also fitting therein, as clearly shown at Fig. 4. After the center B and disk C have been arranged within the rim A the lower edge of the wall *a* of the latter is turned over upon the disk-plate C, thus firmly uniting the several parts.

The rim or border A and the central portion, B, may be ornamented by the same or different processes to produce various and pleasing effects, and, being made preferably of different metals, pleasing contrasts may be produced without ornamentation.

What we claim as new, and desire to secure by Letters Patent, is—

As an improved article of manufacture, a button consisting of a central portion composed of one metal, a rim portion composed of another and contrasting metal, and a shank-plate having a suitable eye, the several parts being united by upsetting the wall or edge of the rim in the manner set forth.

In testimony whereof we have hereunto set our hands in the presence of two subscribing witnesses.

EDWARD H. ROYCE.
FREDERICK W. ALLEN.
MYRON H. FULLER.

Witnesses:

OSCAR LAPHAM,
JOHN T. BLODGETT.