

(No Model.)

J. G. WIGGINS.


SHOE BUTTON.

No. 280,270.

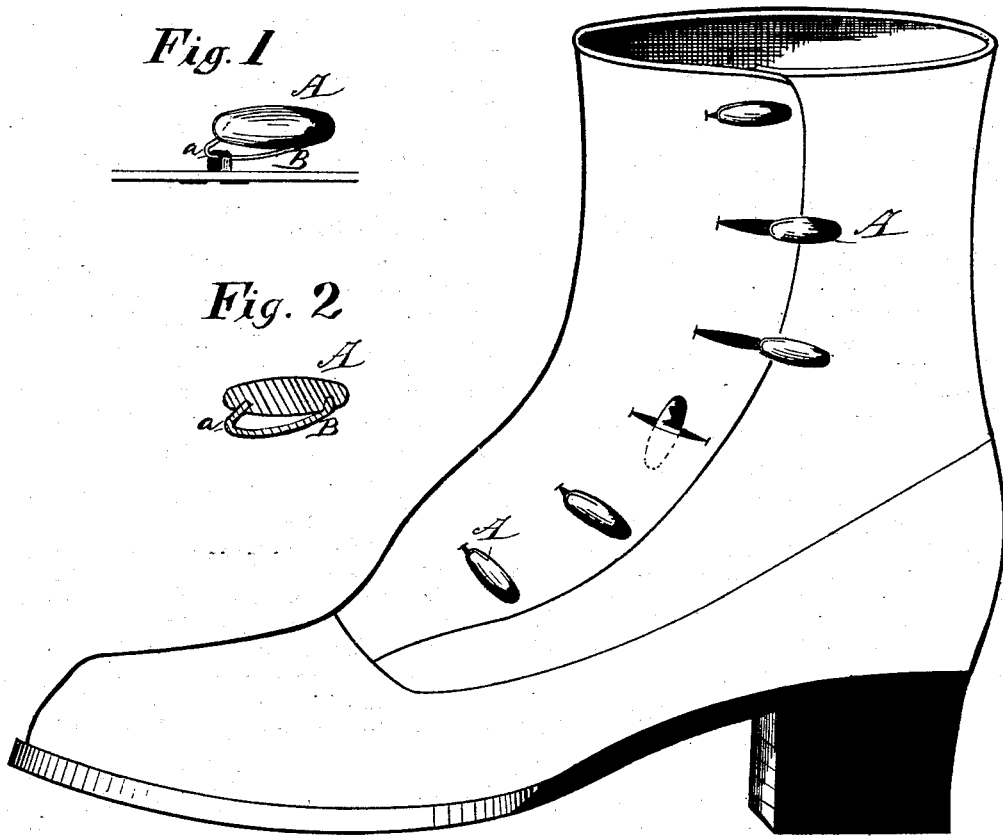
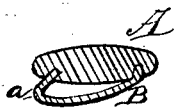
Patented June 26, 1883.

*Fig. 3*

*Fig. 1*



*Fig. 2*



WITNESSES

*E. M. Johnson*  
*Samuel Purwall*

By

*Jefferson G. Wiggins*  
INVENTOR  
*[Signature]*  
Attorney

# UNITED STATES PATENT OFFICE.

JEFFERSON G. WIGGINS, OF AUBURN, NEW YORK.

## SHOE-BUTTON.

SPECIFICATION forming part of Letters Patent No. 280,270, dated June 26, 1883.

Application filed January 13, 1883. (No model.)

*To all whom it may concern:*

Be it known that I, JEFFERSON G. WIGGINS, a citizen of the United States, residing at Auburn, in the county of Cayuga and State of New York, have invented certain new and useful Improvements in Shoe-Buttons; and I do hereby declare the following to be a full, clear, and exact description of the invention, such as will enable others skilled in the art to which it appertains to make and use the same, reference being had to the accompanying drawings, and to letters or figures of reference marked thereon, which form a part of this specification.

This invention relates to certain new and useful improvements in buttons which are adapted for use in fastening garments, gloves, shoes, and other analogous purposes; and it consists in providing a button with a shank which is attached at each end to the disk or body, and is provided with a bent portion, whereby one end of the shank is at a greater distance from the lower surface of the disk than the other end.

It also consists in providing a button with a shank, which extends under the greater longitudinal portion of the same, one end of said shank being curved, as will be hereinafter more fully set forth, and pointed out in the claims.

In the annexed drawings, which illustrate my invention, Figure 1 is a side view. Fig. 2 is a longitudinal section, and Fig. 3 shows the same applied to a shoe.

A represents the knob or disk of a button, which is preferably oblong in shape, as shown in Fig. 3, though said disk may be round or of any other suitable shape. To this disk is attached a wire shank or loop, B, which is curved, so as to provide a rounded end portion, *a*. The terminal ends of this shank are secured to the lower surface of the knob or disk in any suitable manner, according to the material of which the button is composed, as, in case of a metal button, it may be attached by solder, or for horn or analogous buttons by means of perforations.

This button is attached by its shank to the garment in the usual manner by threads, which form a loop, which extends over the shank; or it may be attached by a metallic clamp.

The shank B, as shown in Fig. 2, forms a

wedge-shaped loop, one end of said loop being curved, while the other tapers gradually to a point, at which it is attached to the button. 55

To insert this button in a button-hole, it is slid upon the loop which connects the same to the garment until the loop reaches the curved portion *a*. The button, being then raised in an upright position, the end, after being inserted in the button-hole, is depressed, and the button is slid so that the loop by which it is attached to the garment is brought to the small end of the wedge-shaped shank. Thus the button will completely cover the button-hole, and it is not liable to become loose. It will also lie flat over the button-hole and cover the same. 60 65

With this style of button, garments will not become separated, and when used for shoes or gloves they will not draw down and press upon the foot or hand and hurt the same, as is common with the usual style of button with a central eye; and in all cases where this button is used the parts to which it is attached and which it is desired to unite may be tightly brought together, and the button, after being passed through the button-hole, will act as a lever. 70 75

Having thus described my invention, what I claim as new, and desire to secure by Letters Patent, is— 80

1. As a new article of manufacture, a button provided with an upper portion of ordinary construction, and a wedge-shaped shank, B, with a curved or rounded end, *a*, said shank being secured by its ends to the under side of the upper portion of the disk and adjacent to its edges, substantially as shown, and for the purpose set forth. 85 90

2. A button provided with an upper portion or disk of ordinary construction, and a wedge-shaped shank having a rounded end, *a*, and attached to the opposite under edges of periphery of the disk by its terminals, substantially as shown, and adapted to be attached to a garment by a loop, within which the shank slides, for the purposes set forth. 95

In testimony whereof I affix my signature in presence of two witnesses.

JEFFERSON G. WIGGINS.

Witnesses:

JOHN P. BLAKLEY,  
JOHN VAN KEUSEN.