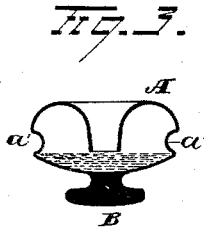
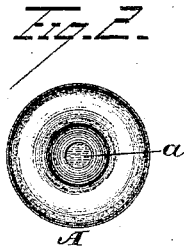
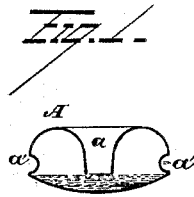


(No Model.)

W. H. BIRGE.
PERFUMER.

No. 331,937.

Patented Dec. 8, 1885.



WITNESSES
W. Nottingham
Geo. F. Downing

INVENTOR
William H. Birge.
By *Seymour S. Sargent*
Attorney

UNITED STATES PATENT OFFICE.

WILLIAM H. BIRGE, OF FRANKLIN, PENNSYLVANIA.

PERFUMER.

SPECIFICATION forming part of Letters Patent No. 331,937, dated December 8, 1885.

Application filed February 6, 1885. Serial No. 155,084. (No model.)

To all whom it may concern:

Be it known that I, WILLIAM H. BIRGE, of Franklin, in the county of Venango and State of Pennsylvania, have invented certain new and useful Improvements in Perfumers; and I do hereby declare the following to be a full, clear, and exact description of the invention, such as will enable others skilled in the art to which it appertains to make and use the same.

My invention relates to an improvement in perfumers, the object of the same being to provide a receptacle which may be charged by simply pouring the liquid into it, and in which the perfume shall be exposed freely to the outside air, and which will at the same time retain the liquid perfume, no matter in what position it be placed, a further object being to provide a perfumer which may be worn as a button, a stud, or a charm, or be carried in the pocket; and with these ends in view my invention consists in certain features of construction and combinations of parts, as will be hereinafter described, and pointed out in the claims.

In the accompanying drawings, Figure 1 is a view of the perfumer in vertical section, constructed to be used as a button or stud, and Fig. 2 is a plan view. Fig. 3 is a sectional view of a modified form.

A represents the main body of the perfumer, and consists, preferably, of a shallow receptacle provided with a funnel-shaped mouth, *a*, located at the central portion of its upper side, the lower end of the mouth being depressed below the upper portion of the main body. The shape of the perfumer is preferably round or oval in horizontal section, although angular shapes might be successfully employed, and an annular groove, *a'*, is formed horizontally about the outside of the main body A, for the purpose of attaching a string or ribbon thereto, to suspend the perfumer about the neck or from the button-hole or any other part of the dress of the wearer. The portion of the receptacle about the mouth *a* rises above the lower end of the mouth sufficiently to form a chamber large enough to receive somewhat more than twice the amount of liquid within the receptacle, so that when the perfumer is tilted or turned completely over the level of the liquid will invariably be below the end of the mouth *a*.

B represents a stud attachment forming a second annular groove, *a'*, for the purpose of adapting the perfumer to the uses of an ordinary button or stud, to be worn as a sleeve-button or for attaching other parts of dress together.

The perfumer may be made of glass or metal of any suitable kind, and may have various shapes other than that shown.

I am aware that a pocket perfumer constructed upon the pneumatic principle is not broadly new; but in those hitherto constructed the filling has been accomplished by means of a small syringe or other device for forcing the liquid perfume into the receptacle, while my present construction admits of filling by simply pouring the liquid therein.

The construction above set forth admits of more or less ornamentation, as may be found desirable, and provides for putting to a practical use what has hitherto been carried as an incumbrance.

Having fully described my invention, what I claim as new, and desire to secure by Letters Patent, is—

1. A perfumer consisting, essentially, of a receptacle provided with an annular groove for securing it to the person or dress, the said receptacle being adapted to retain the liquid against spilling, and having a permanently-open mouth, substantially as set forth.

2. A perfumer consisting, essentially, of a receptacle provided with an annular groove for securing it to the person or dress, the said receptacle having a funnel-shaped depressed mouth, whereby the liquid perfume may be introduced without forcing, and is retained against spilling, substantially as set forth.

3. A perfumer consisting, essentially, of a receptacle provided with an annular groove adapting the said receptacle to use as a button, stud, or charm, and having a depressed permanently-open mouth for receiving and retaining the liquid perfume, substantially as set forth.

In testimony whereof I have signed this specification in the presence of two subscribing witnesses.

WILLIAM H. BIRGE.

Witnesses:

G. W. BRIGHAM,
G. S. McDOWELL.